



DR | ӨНУКТҮРҮҮ САЯСАТ ИНСТИТУТУ
ИНСТИТУТ ПОЛИТИКИ РАЗВИТИЯ
DEVELOPMENT POLICY INSTITUTE



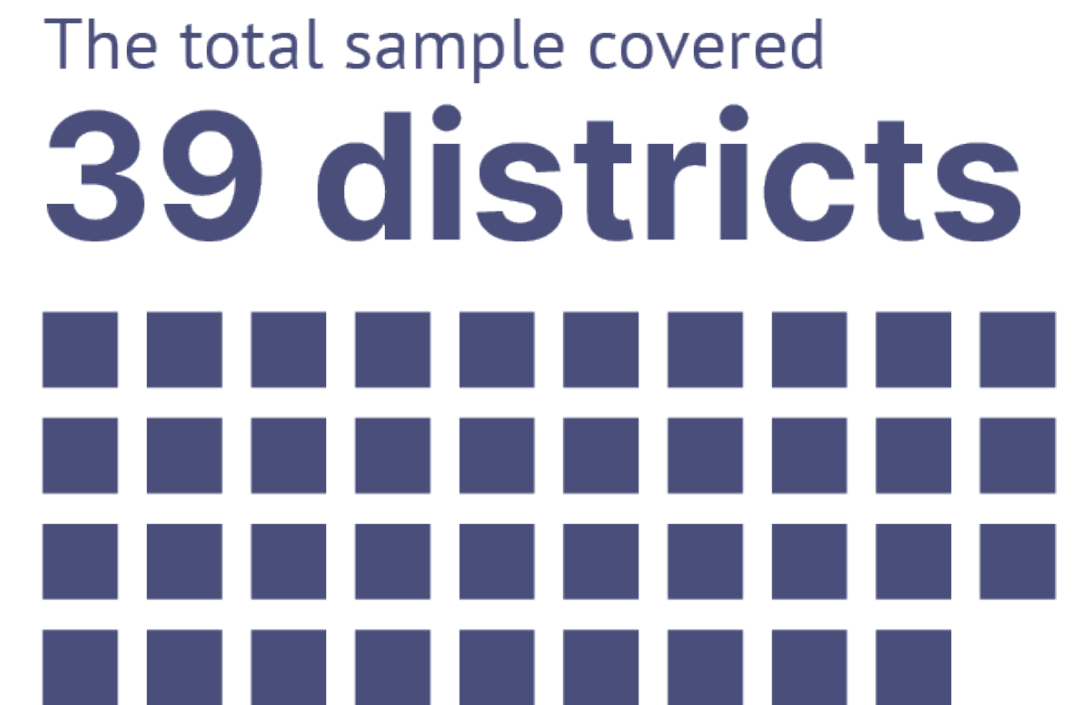
Партнерство за развитие
местного самоуправления

***Attitude of the Kyrgyz Republic
population to the gender quota
in local kenesh***

(survey results review)

**Nadezhda DOBRETSOVA,
Chairperson
Development Policy Institute**

The survey conducted by request of CEC of the Kyrgyz Republic in the frame of Programme “Partnership for the Local Governance Development” supporting by SDC



GENDER QUOTA IN LOCAL KENESH: **FOLK SUPPORT,** BUT ...



≈80%

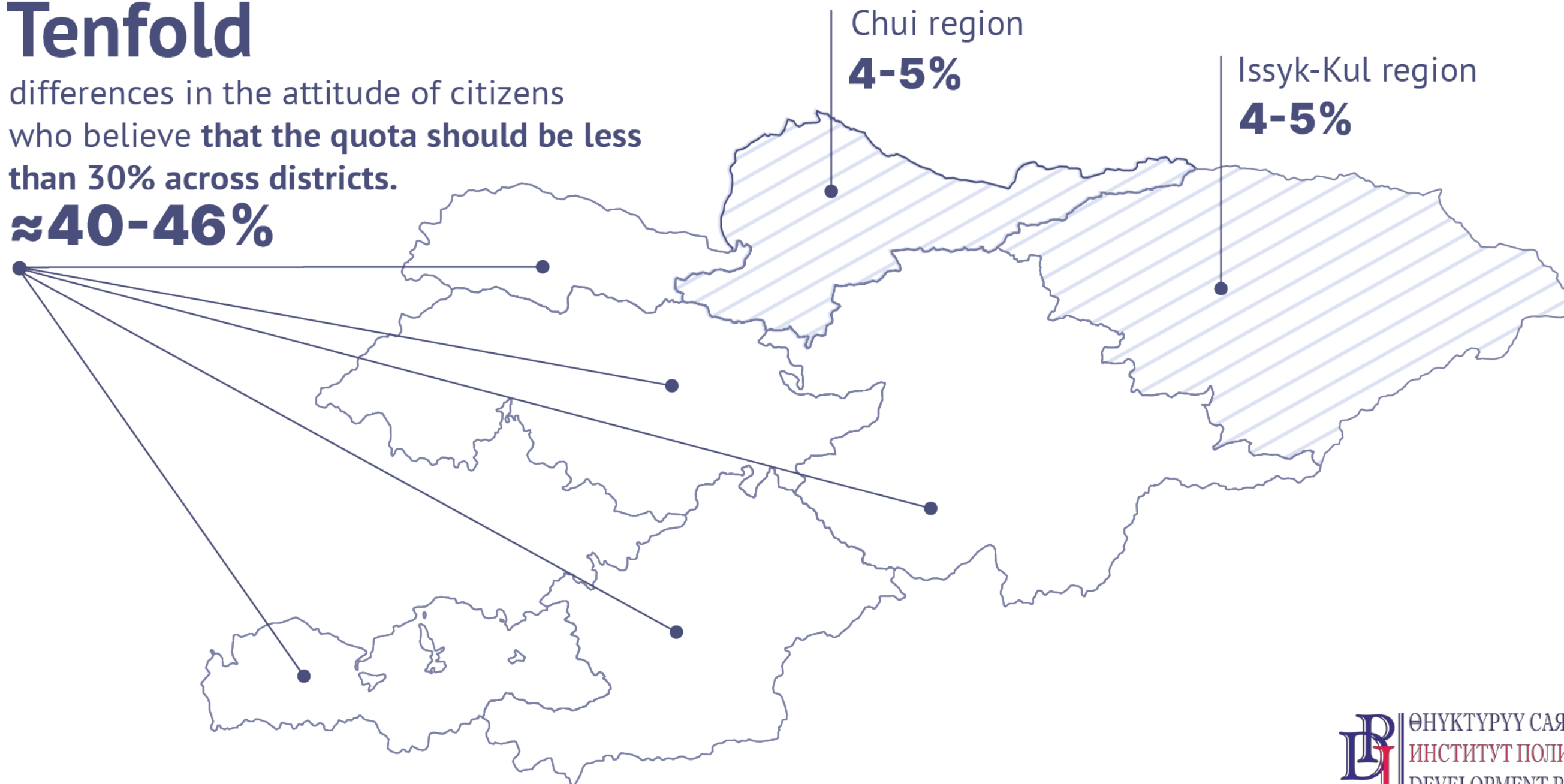
support gender quotas in local councils,
but extreme differences
are noted across districts

GENDER QUOTA IN LOCAL KENESH: FOLK SUPPORT, BUT THERE ARE SOME DISTRICTS THAT NEED AN AWARENESS CAMPAIGN

Tenfold

differences in the attitude of citizens
who believe that the quota should be less
than 30% across districts.

≈40-46%



Women are a third more likely than men support women political empowerment

MAINTAIN A QUOTA OF 30% AND 50% OF PERSONS OF THE SAME GENDER




63%
respondents
women



40%
respondents
men

SUPPORT A QUOTA OF LESS THAN 30% OF ONE GENDER OR DO NOT SUPPORT A QUOTA AT ALL

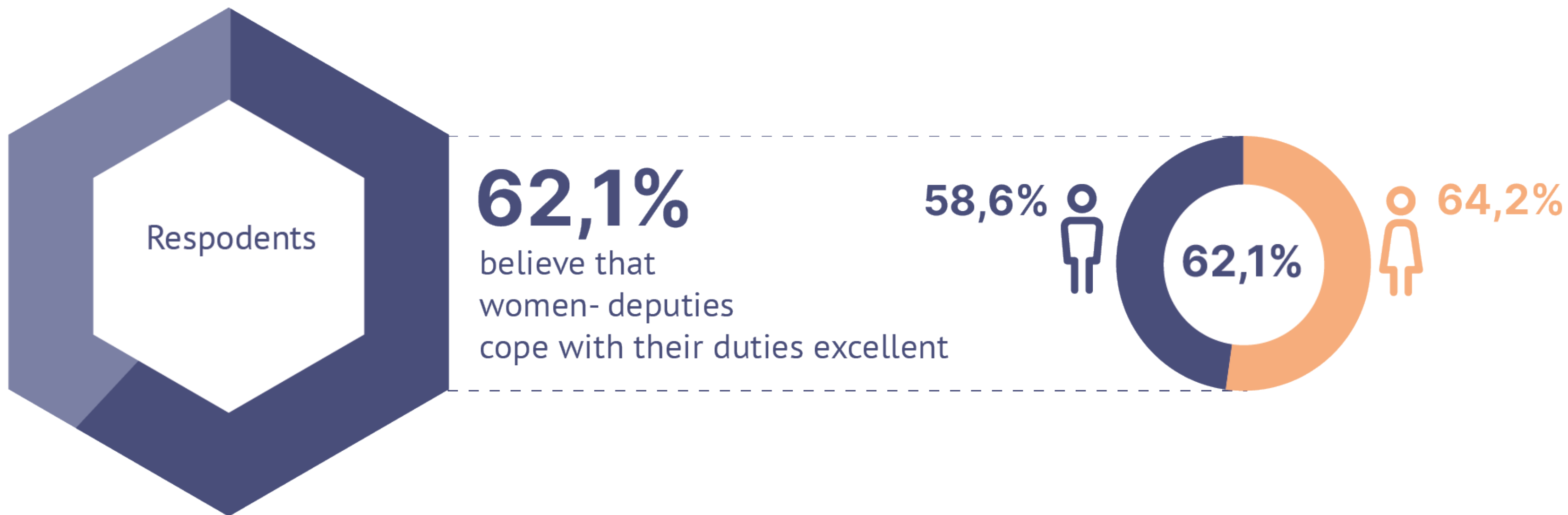


28,2%
respondents
women

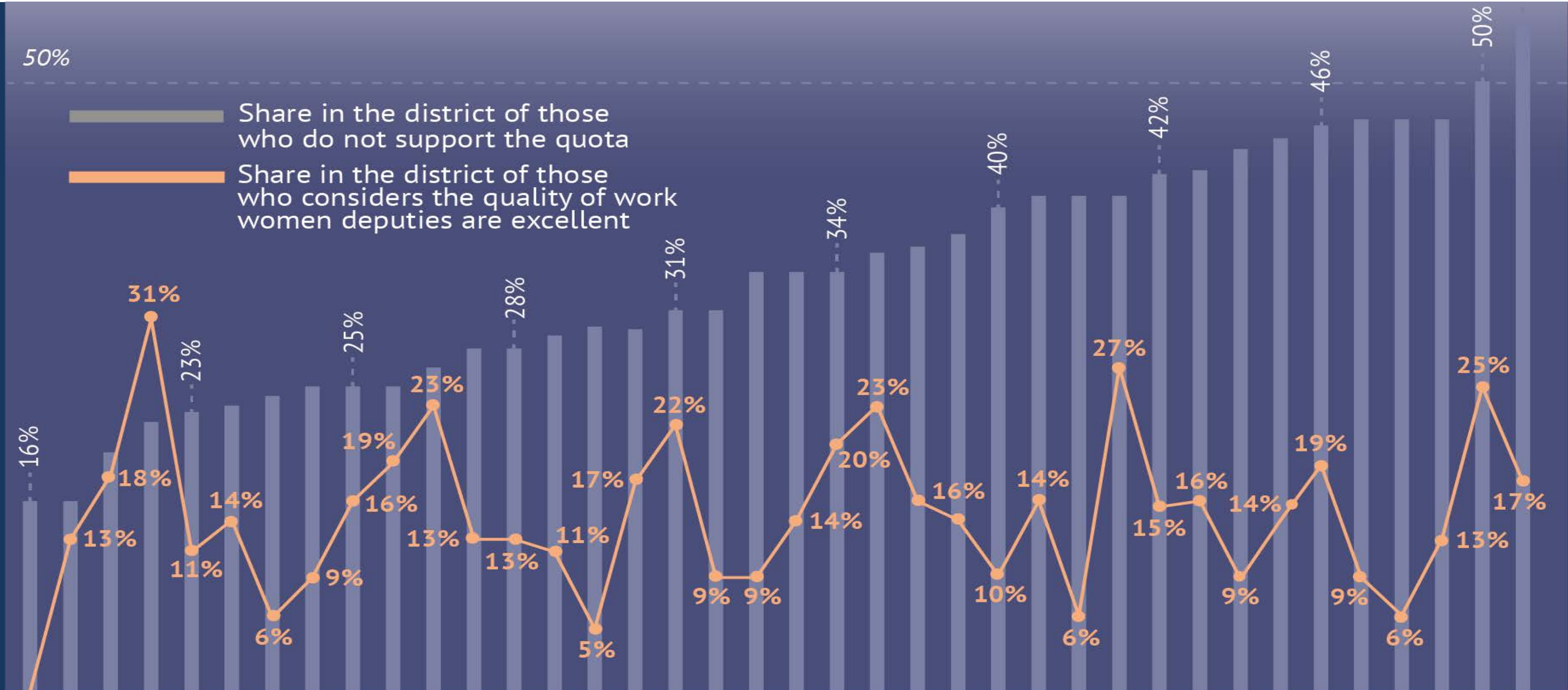


44,5%
respondents
men

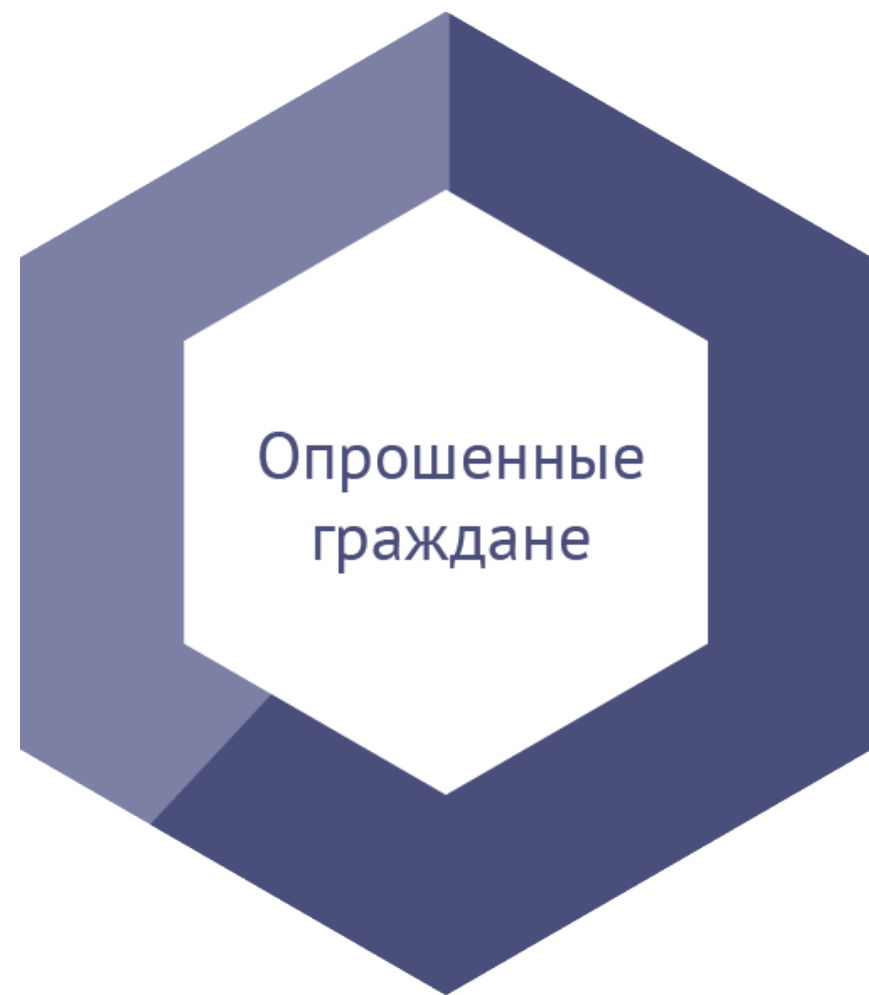
DIFFERENT ATTITUDE TO QUOTA ARE NOT RELATED TO THE QUALITY OF WOMEN –DEPUTIES ACTIVITY THAT MAJORITY OF CITIZENS RATED “EXCELLENT”



DIFFERENT ATTITUDE TO QUOTA ARE NOT RELATED TO THE QUALITY OF WOMEN -DEPUTIES ACTIVITY THAT MAJORITY OF CITIZENS RATED "EXCELLENT"

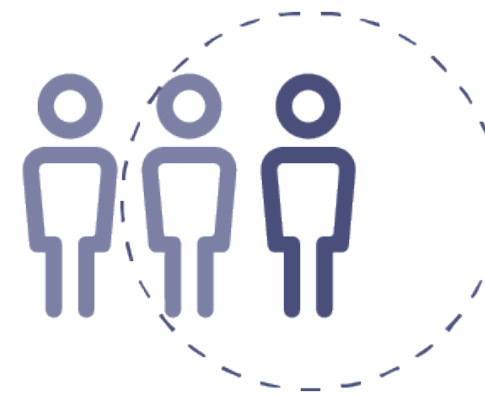


WHAT ARE THE INFLUENCING FACTORS? THE BINARY MULTIGENERATIONAL FAMILY IS THE ABSOLUTE HIGHEST VALUE. THROUGH THE LENS OF SUCH A FAMILY?




62,2%

when building relationships
in the family, they are guided
by the foundations and traditions
inherited
from their ancestors



Every 3rd

independently forms a model
of relationships in the family



Every 5th

listens to the advice
of older relatives

guided
by the norms of religion

is governed by laws and
directions from the authorities

WHAT ARE THE INFLUENCING FACTORS? THE BINARY MULTIGENERATIONAL FAMILY IS THE ABSOLUTE HIGHEST VALUE.

THROUGH THE LENS OF SUCH A FAMILY?



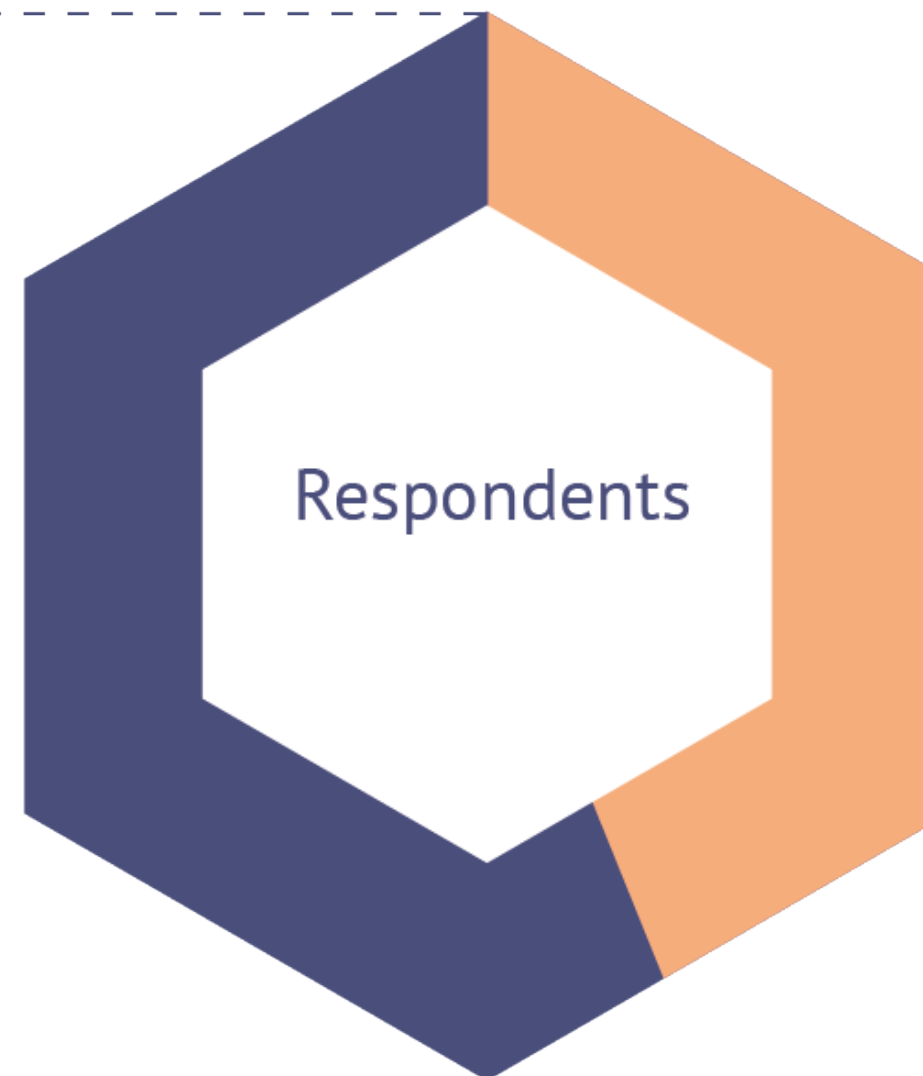
33,5%

Every 3rd respondent:

the decision for women should be made
by the husband or older male relatives

12%

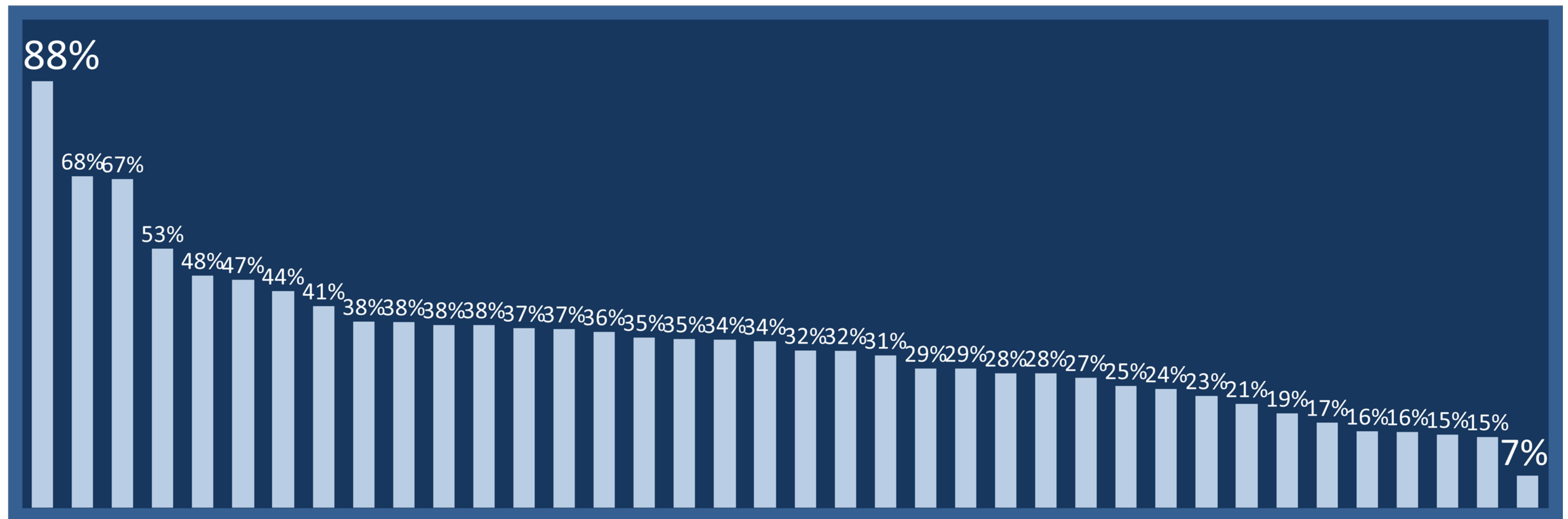
are ready to transfer this right
to neighbors, local community,
voters



44,9%

believe that the decision
to run for local deputy
should be made
by the woman herself

PERCENTAGE OF CITIZENS WHO THINK THAT DECISION ON WOMEN PARTICIPATION IN ELECTIONS UNDERTAKEN BY HUSBAND OR ORTHER IN-LAWS



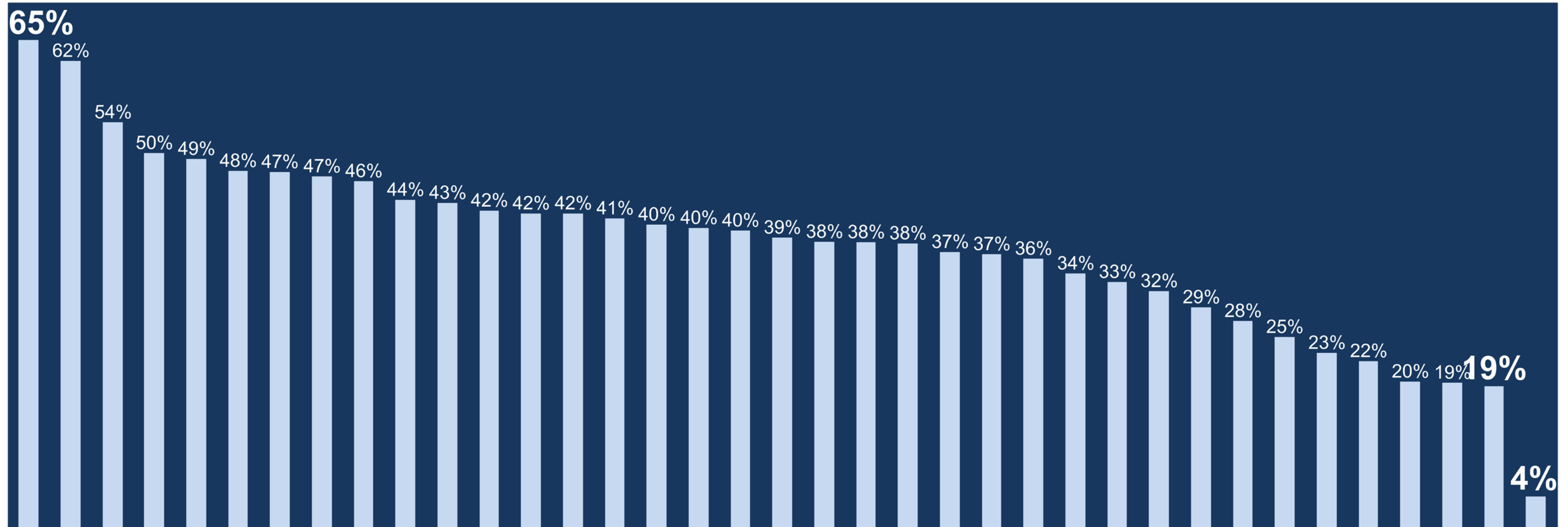
**WHAT ARE THE INFLUENCING FACTORS?
THE BINARY MULTIGENERATIONAL FAMILY IS THE
ABSOLUTE HIGHEST VALUE.
THROUGH THE LENS OF SUCH A FAMILY?**



≈ 40%

are ready first of all to support their fellow countrywoman by birth and give preference to her, and not to a woman with the status of "kelin" (daughter-in-law)

PERCENTAGE OF CITIZENS WHO CONSIDER PLACE OF BIRTH OF WOMAN – CANDIDATE (KELIN or NOT KELIN) (No significant differences in age and gender)



DIFFERENCES IN THE PERCEPTION OF AGE GROUPS: MIDDLE AGE IS THE MOST CONSERVATIVE

Youth under 20 («radicals»):

- polarized in relation to the quota (equal);
- strongly disagree with the fact that women deputies work worse than male deputies; ;
- more than 60% respondents believe that woman should make her own decision to run for local Kenesh (compared with 44.9% in the whole area)

31 to 55 years old («conservatives»):

- one in five believe that women work worse than men (45% - women have worse time management);
- the lowest share of those who recognize a woman's right to an independent decision - 42-43%
- the highest share of those who give this right to male relatives - 36-37%.

Over 56 years old («moderate»):

- are more inclined to be guided in building family relations by patterns and traditions inherited from ancestors (73.5%)
- More supportive of women's independent decision to participate in elections and better assess the work of women deputies than the average group.

MAP OF DISTRICTS IN RELATION TO WOMEN'S POLITICAL EMPOWERMENT

	1	2	3	4	5	6	7	8	9	10	11	12	13	14	15	16	17	18	19	20	21	22	23	24	25	26	27	28	29	30	31	32	33	34	35	36	37	38	Среднее по КР
Не поддерживают квоту	21%	13%	25%	17%	3%	17%	8%	5%	3%	0%	9%	22%	26%	6%	31%	2%	19%	13%	5%	13%	26%	22%	8%	9%	6%	1%	14%	18%	0%	2%	9%	0%	0%	11%	0%	6%	9%	3%	11%
ЗА квоту меньше 30%	21%	23%	30%	30%	38%	28%	38%	30%	19%	25%	16%	19%	4%	25%	16%	39%	16%	34%	45%	30%	21%	17%	16%	19%	19%	19%	17%	5%	16%	34%	15%	34%	28%	27%	16%	23%	17%	27%	23%
ЗА квоту НЕ менее 30%	24%	22%	27%	13%	28%	17%	20%	9%	23%	19%	25%	3%	10%	16%	19%	23%	28%	6%	14%	13%	22%	27%	36%	34%	27%	7%	28%	19%	14%	26%	15%	3%	31%	9%	22%	9%	17%	8%	19%
ЗА квоту НЕ менее 50% от обще	27%	30%	17%	31%	31%	37%	33%	56%	49%	47%	47%	38%	41%	48%	34%	31%	34%	44%	22%	31%	16%	27%	33%	13%	47%	71%	41%	45%	61%	10%	45%	34%	31%	36%	59%	46%	50%	50%	38%
Решение принимает женщина	40%	29%	37%	38%	12%	10%	36%	43%	15%	25%	31%	38%	43%	38%	61%	63%	44%	50%	28%	46%	55%	44%	35%	37%	51%	53%	54%	40%	54%	57%	52%	62%	50%	67%	55%	56%	78%	79%	44,9%
Решение мужа или старших родственников-мужчин	37%	35%	47%	38%	68%	88%	21%	35%	67%	25%	53%	29%	31%	44%	32%	17%	48%	38%	34%	34%	24%	38%	38%	37%	23%	7%	36%	16%	32%	29%	41%	28%	27%	16%	19%	28%	15%	15%	33,5%
Решение соседей, местного сообщества, потенциальных избирателей	0%	27%	10%	21%	12%	2%	33%	14%	15%	41%	3%	10%	13%	14%	3%	3%	3%	13%	14%	9%	13%	9%	14%	0%	16%	37%	5%	21%	8%	6%	0%	3%	7%	6%	19%	6%	2%	2%	12,1%
Решение органов власти	10%	0%	0%	2%	4%	0%	3%	5%	0%	0%	6%	5%	1%	0%	0%	11%	2%	0%	5%	2%	0%	2%	5%	0%	7%	0%	2%	6%	0%	0%	0%	0%	3%	2%	0%	0%	0%	0%	2,3%
Неважен статус "келин"	43%	52%	55%	66%	60%	96%	34%	30%	49%	47%	47%	43%	41%	51%	52%	46%	41%	53%	47%	68%	51%	58%	59%	42%	43%	62%	57%	59%	46%	41%	55%	59%	40%	63%	58%	46%	58%	65%	52,9%
Преимущества имеют женщины, родившиеся здесь	40%	42%	42%	34%	40%	4%	62%	65%	40%	50%	44%	48%	46%	38%	42%	41%	49%	47%	40%	20%	36%	25%	37%	32%	54%	38%	33%	19%	47%	22%	38%	28%	43%	29%	39%	37%	23%	19%	37,3%

What requires special attention in measures formation?

- Extreme territorial disparities by districts
- Significant differences across age groups and polarization among young people
- Hierarchy of values that has traditional binary multigenerational family at the top
- Reliance on ancestral traditions and customs in building family patterns

Thank you for your attention and **welcome to apply our resources!**

Partnership Internet-resources :

www.dpi.kg

www.vap.kg

www.municipalitet.kg

www.myktyiamak.kg

www.soyuzmsu.kg

Email:

ndobretsova@dpi.kg